



10-May-24

To: Mayor Lankford and City Council

Mercy Rushing

From: Lisa Morrison, Court Clerk

RE: 2024 Court Statistics –April 2024

Citations – New	316	543 violators stopped
Citations – New – Code Enf	0	
Citations & Verbal – Warnings	426	
OMNI Transmissions	39	
Dismissals/Comp Fees	62	
Community Service	3	
Time Served	2	
Arrests –	2	
Paid in Full – Closed	115	
		<b>REVENUE COLLECTED</b>
City Fines		\$23,946.70
City Cost		\$2,249.78
Collection Fees		\$1,454.59
State Cost		\$14,953.21
Tech Fund		\$673.33
Jury fund		\$15.90
Building Fund		\$805.87
<b>Total Amount Collected</b>		<b>\$44,099.38</b>

\* Proof of evidence of dismissal – insurance; driver’s license; registration; inspection; community service; AA course completed; defensive driving completed; time served.

# MINEOLA UTILITIES - 037324-2

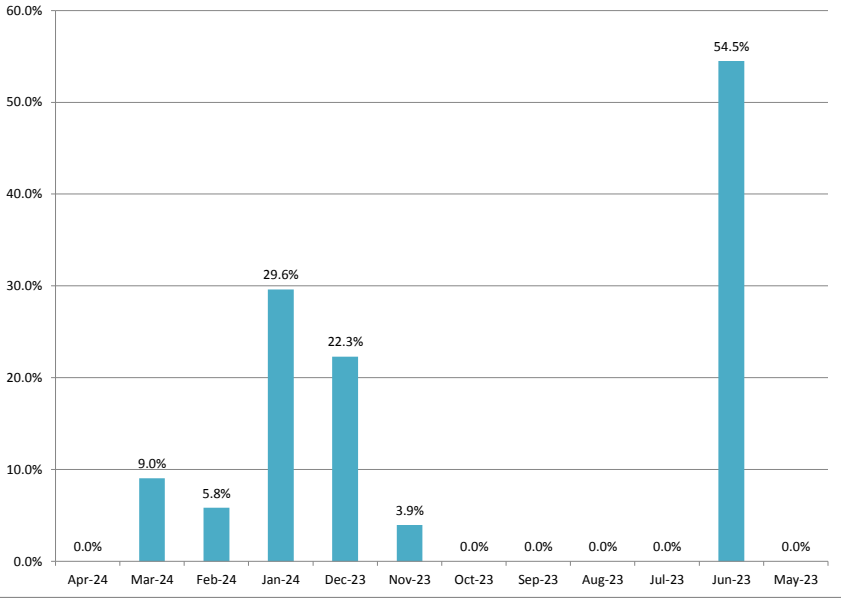
Date: April 30, 2024



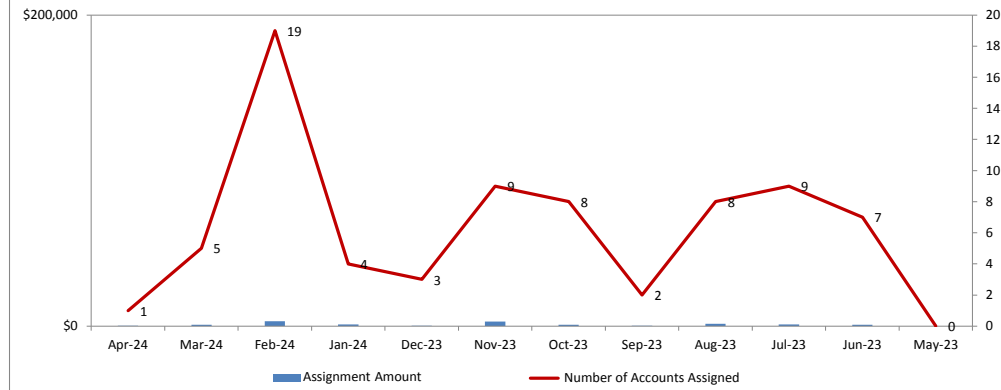
## Client Monthly History Analysis

Month	Accounts Assigned	Assigned Amount	Assign Average Bal	Current Collected	Collected ToDate	Liquidity	Accounts Cancelled	Cancelled Amount	Number PIF	Ave Age
Apr-24	1	\$170.62	\$170.62	\$0.00	\$0.00	0.0%	0	\$0.00	0	118
Mar-24	5	\$817.67	\$163.53	\$73.83	\$73.83	9.0%	0	\$0.00	1	118
Feb-24	19	\$3,194.25	\$168.12	\$0.00	\$186.29	5.8%	0	\$0.00	1	127
Jan-24	4	\$1,077.47	\$269.37	\$0.00	\$318.92	29.6%	0	\$0.00	1	132
Dec-23	3	\$329.37	\$109.79	\$0.00	\$73.43	22.3%	0	\$0.00	1	126
Nov-23	9	\$2,921.17	\$324.57	\$0.00	\$114.97	3.9%	0	\$0.00	1	125
Oct-23	8	\$915.41	\$114.43	\$0.00	\$0.00	0.0%	0	\$0.00	0	120
Sep-23	2	\$250.71	\$125.36	\$0.00	\$0.00	0.0%	0	\$0.00	0	121
Aug-23	8	\$1,435.53	\$179.44	\$0.00	\$0.00	0.0%	0	\$0.00	0	117
Jul-23	9	\$1,052.34	\$116.93	\$0.00	\$0.00	0.0%	0	\$0.00	0	135
Jun-23	7	\$924.73	\$132.10	\$0.00	\$504.09	54.5%	0	\$0.00	4	140
May-23	0	\$0.00	\$0.00	\$0.00	\$0.00	0.0%	0	\$0.00	0	0
Apr-23	3	\$354.63	\$118.21	\$0.00	\$0.00	0.0%	0	\$0.00	0	129
Mar-23	3	\$636.85	\$212.28	\$0.00	\$0.00	0.0%	0	\$0.00	0	127
Feb-23	4	\$459.98	\$115.00	\$0.00	\$103.30	22.5%	0	\$0.00	1	119
Jan-23	14	\$2,098.35	\$149.88	\$0.00	\$84.94	4.1%	0	\$0.00	1	123
Dec-22	12	\$2,442.38	\$203.53	\$0.00	\$367.10	15.0%	0	\$0.00	1	128
Nov-22	10	\$1,507.19	\$150.72	\$0.00	\$0.00	0.0%	0	\$0.00	0	128
Oct-22	1	\$82.47	\$82.47	\$0.00	\$0.00	0.0%	0	\$0.00	0	146
Sep-22	6	\$862.77	\$143.79	\$0.00	\$0.00	0.0%	0	\$0.00	0	134
Aug-22	3	\$205.17	\$68.39	\$0.00	\$60.09	29.3%	0	\$0.00	1	138
Jul-22	6	\$851.91	\$141.99	\$0.00	\$270.01	31.7%	0	\$0.00	1	122
Jun-22	9	\$1,767.16	\$196.35	\$0.00	\$378.24	21.4%	0	\$0.00	3	135
Previous	687	\$129,557.88	\$188.58	\$149.27	\$18,053.03	13.9%	13	\$7,265.77	115	357
Total	833	\$153,916.01	\$184.77	\$223.10	\$20,588.24	13.4%	13	\$7,265.77	132	317

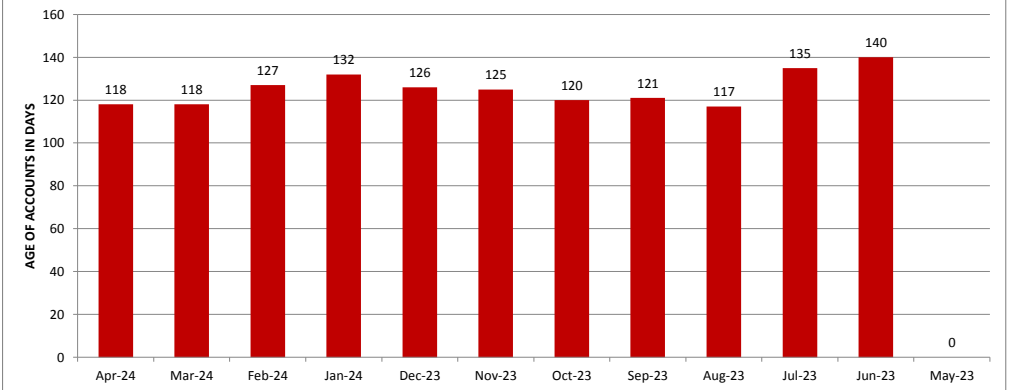
## 12 Month Liquidations



## Assignments by Month



## Ave Age of Assignments at Placement



## April 2024 - Call Summary

Vehicle Fire	1
Gas Leak / Carbon Monoxide Calls	2
Grass & Brush Fires	2
Assist EMS	23
Motor Vehicle Collision	3
Power line down	5
Storm related Calls	1
Canceled Enroute	2
Fire Alarm	3
<b>Total Number of Incidents:</b>	<b>42</b>

# \*Monthly Permits Totals only - Prev Month

Run Date: 05/01/2024 8:00 AM

Amount Charged	Amount Paid	Case Type	Contractor	Reference No	Address 1	First Name	Last Name
\$74.00		Plumbing Permit	MCCLANAHAN PLUMBING	<a href="#">P004493-040424</a>	1137 Kings Lane	Steve & Rebecca	Straznicki
\$74.00		Plumbing Permit	MCCLANAHAN PLUMBING	<a href="#">P004496-041124</a>	1137 Kings Lane	Steve & Rebecca	Straznicki
\$74.00		Plumbing Permit	MCCLANAHAN PLUMBING	<a href="#">P004498-041124</a>	1137 Kings Lane	Steve & Rebecca	Straznicki
\$74.00		Plumbing Permit	MCCLANAHAN PLUMBING	<a href="#">P004499-041124</a>	1137 Kings Lane	Steve & Rebecca	Straznicki
\$50.00		Electrical Permit	R G GOOD ELECTRIC	<a href="#">P004512-042324</a>	146 BELCHER		SAMPLE DONALD
\$50.00	\$50.00	Plumbing Permit	FAITHCO EAST TEXAS	<a href="#">P004514-042424</a>	145 CIRCLE DR	Julie and Anthony	Roman
\$100.00	\$100.00	Mechanical Permit	KINDLE HEATING & AIR CONDITIONING	<a href="#">P004522-043024</a>	1780 W Loop 564	Mineola Country Club	
\$271.10		Electrical Permit	East Texas Electric	<a href="#">P004495-041124</a>	1137 Kings Lane	Steve & Rebecca	Straznicki
\$150.00		Fire Alarm Permit	AMERICAN FIRE PROTECTION GROUP	<a href="#">P004500-041124</a>	1780 W Loop 564		
\$561.25	\$561.25	Fire Sprinkler Permit	AMERICAN FIRE PROTECTION GROUP	<a href="#">P004508-041924</a>	1780 W Loop 564		
\$100.00	\$100.00	Fire Sprinkler Permit	AMERICAN FIRE PROTECTION GROUP	<a href="#">P004508-041924</a>	1780 W Loop 564		
\$737.00	\$737.00	Building Permit	HOME OWNER	<a href="#">P004489-040424</a>	1137 Kings Lane	Steve & Rebecca	Straznicki
\$737.00	\$737.00	Building Permit	HOME OWNER	<a href="#">P004490-040424</a>	1137 Kings Lane	Steve & Rebecca	Straznicki
\$737.00	\$737.00	Building Permit	HOME OWNER	<a href="#">P004491-040424</a>	1137 Kings Lane	Steve & Rebecca	Straznicki
\$737.00	\$737.00	Building Permit	HOME OWNER	<a href="#">P004492-040424</a>	1137 Kings Lane	Steve & Rebecca	Straznicki
\$50.00	\$50.00	Roofing Permit	HOME OWNER	<a href="#">P004501-041124</a>	221 LINE	Linda	Ramirez
\$76.80	\$76.80	Building Permit	HOME OWNER	<a href="#">P004487-040324</a>	420 Landers	Kristin	Ramsey
\$60.20	\$60.20	Plumbing Permit	MINK PLUMBING	<a href="#">P004515-042424</a>	117 Bluebird Lane	Conoway Homes Group	
\$60.56	\$60.56	Plumbing Permit	MINK PLUMBING	<a href="#">P004516-042424</a>	121 Bluebird Lane	Conoway Homes Group	
\$60.20	\$60.20	Plumbing Permit	MINK PLUMBING	<a href="#">P004517-042424</a>	125 Bluebird Lane	Conoway Homes Group	
\$60.56	\$60.56	Plumbing Permit	MINK PLUMBING	<a href="#">P004513-042424</a>	113 Bluebird Lane	Conoway Homes Group	
\$50.00	\$50.00	Mechanical Permit	Payne Mechanical of Texas LLC	<a href="#">P004511-042224</a>	1220 N PACIFIC		BROOKSHIRE GROCERY CO
\$5,910.75		Building Permit	PLM Homes LLC	<a href="#">P004486-040224</a>	167 Blue Bird	PWKW Management LLC	
\$1,941.44	\$1,941.44	Electrical Permit	J.A.M.A Electrical Services LLC	<a href="#">P004484-040224</a>	167 Blue Bird	Peter	Woolford
\$50.00	\$50.00	Irrigation Permit	Rusty Tucker Sprinkler Company	<a href="#">P004485-040224</a>	232 NE Loop 564	Mineola ISD	
\$50.00	\$50.00	Building Permit	Ryno Roofing	<a href="#">P004483-040124</a>	120 LAURA	Hector	Tovar
\$100.00	\$100.00	Roofing Permit	Ryno Roofing	<a href="#">P004488-040424</a>	106 S LINE	John & Kim	Storage
\$50.00	\$50.00	Mechanical Permit	MAYCO HVAC	<a href="#">P004523-043024</a>	320 GREENVILLE HWY	WM 41 Mineola Re LLC	

Amount Charged	Amount Paid	Case Type	Contractor	Reference No	Address 1	First Name	Last Name
\$397.60	\$397.60	Building Permit	Park Central Homes	<a href="#">P004503-041524</a>	113 Bluebird Lane	Conoway Homes Group	
\$355.60	\$355.60	Building Permit	Park Central Homes	<a href="#">P004504-041524</a>	117 Bluebird Lane	Conoway Homes Group	
\$397.60	\$397.60	Building Permit	Park Central Homes	<a href="#">P004505-041524</a>	121 Bluebird Lane	Conoway Homes Group	
\$355.60	\$355.60	Building Permit	Park Central Homes	<a href="#">P004506-041524</a>	125 Bluebird Lane	Conoway Homes Group	
\$169.28		Electrical Permit	Circle S Electric	<a href="#">P004518-042524</a>	113 Bluebird Lane	Conoway Homes Group	
\$157.28		Electrical Permit	Circle S Electric	<a href="#">P004519-042524</a>	117 Bluebird Lane	Conoway Homes Group	
\$169.28		Electrical Permit	Circle S Electric	<a href="#">P004520-042524</a>	121 Bluebird Lane	Conoway Homes Group	
\$156.68		Electrical Permit	Circle S Electric	<a href="#">P004521-042524</a>	125 Bluebird Lane	Conoway Homes Group	
\$50.00		Electrical Permit	TriSMART Solar LLC	<a href="#">P004494-041024</a>	221 LINE	Linda	Ramirez
\$50.00	\$50.00	Electrical Permit	TriSMART Solar LLC	<a href="#">P004502-041224</a>	674 Freeman		
\$50.00	\$50.00	Building Permit	A & W Roll Off Services	<a href="#">P004507-041724</a>	614 WELLS ST		PIERCE NOVELL
\$50.00		Sign Permit	Image Solutions	<a href="#">P004509-041924</a>	115 N PACIFIC		
\$100.00	\$100.00	Manufactured Home Permit	Marine Roofing & Construction	<a href="#">P004510-042224</a>	609 Wells	Rosalin	Tennyson
<b>15505.78</b>	<b>7338.41</b>			<b>41</b>			

# Marketing Department Report for City Council

May 2024

By Owen Tiner

**Facebook Statistics:** Statistics for the month of May showed high engagement with the posts about the Music in May, Fiesta de Mayo, and the Farmers Market. The Nature Preserve page continues to be popular with sunshine showing up a little more. Getting tags on its Instagram page frequently. The bird bingo campaign by TPW magazine started in mid April and the Nature preserve is featured in the Texas Parks and Wildlife Magazine for May. Other City events continue to pick up. June will have the Summer Bash on Commerce Street and Line Street on June 22. "Music in May" is going well and has plenty of newcomers as well as frequent attendees and many from out of town. Statistics still show that a large amount of citizens get information from our Facebook pages. A new version of the app will be out in a few weeks.

**Twitter:** Gaining followers and post engagements. @txmineola.

## Marketing Opportunities:

- Wood County Now - We are continuing our partnership with Wood County Now. It has proven to be most beneficial especially on the social media side of things. Their promotion of the Mineola Nature Preserve is excellent and they continue to share each post from the city, the nature preserve and the farmers market.
- Updating continues on the NEW Mineola TX App. It will be seamless with the NEW website.
- We're working hard on the new websites from the city. Mineola.com, mineolanaturepreserve.com, and ironhorsesquare.org. There will be mobile apps attached to all. Ironhorsesquare.org will be launched May 20, and Mineola.com on May 23. Mineolanaturepreserve.com the week after. This will allow the same information to be put out at the same time over various sources. Saving time for the marketing department, main street, and any urgent information to our citizens.
- Rodeo promotions and sponsorships continue
- Fireworks donation campaign will start May 20.
- HOT Funds for the 3<sup>rd</sup> quarter equaled - \$14,560.99 (2 entities still to report)
- Marketing and information for Junk in the Trunk, Music in May, Bird Bingo, the walking map in downtown, and the 1888 plaza dedication is in kiosks at the Nature Preserve, 1888 plaza and in various businesses.
- Mini Train has brought over 1700 people in just a few weeks.
- 2 new promotional videos shot by a citizen for the nature preserve and downtown during the eclipse will be uploaded to the new website.
- New photos will be shot soon with Mineola citizens at "Mineola Places" for the new website.
- Promotional history of the 1888 building inside the kiosk on the inside of the Plaza.

## Ongoing:

- Updating of City website continues as needed and building new site. Removing outdated info, refreshing pages and using time to study and proof all pages for errors and inaccuracies in general. Assisting staff when and where needed with projects and programs and updating the calendar.
- City calendar events are on the calendar and app.

**Meetings Attended:**

May 1 – Marketing Board  
May 2 – Music in May  
May 4 – May Fiesta  
May 7 – I 20 EDC preparatory meeting  
May 7 – Special City Council Meeting  
May 8 – Department Head Meeting  
May 8 – Civic Center Board  
May 9 – I 20 EDC Broker's Dinner  
May 15 – Apptegy Wegsite Training.  
May 16 – Music in May  
May 20 – City Council  
May 21 – Texas Tourism Town Hall meeting  
May 22 – EDC meeting with citizen concerning property  
May 23 – Music in May  
May 30 – Music in May

I'll be attending the TEDC Mid-year conference in early June, and my final year of Texas Tourism College in late June this year.

# Mineola Police Department

## Monthly Statistical Summary

### April 2024

<b>Patrol Division</b>	
Number of Officers	12
9-1-1 Calls	219
Total Calls	851
Total Arrests	16
Total Public/Motor Assists	35
Assist other Agency Calls	15
Traffic Stops	543
Total Traffic Citations	241
Total Traffic Warnings	426
Accident Reports	5
Building Checks	502
Preserve Check	92
HouseWatch/DirectivePatrol	291

<b>Animal Control Division</b>		
Total Number of Officers	2	
	<b>Dogs</b>	<b>Cats</b>
Incoming Stray	20	28
Total Owner Surrendered	1	0
Total Owner Redeemed	3	0
Total Adopted	21	22
Total Rescued	0	0
Quarantine	0	0
Euthanized	1	1
OTHER ANIMALS	5	
Number of Calls Answered	<b>144</b>	
Warnings	4	
Citations	6	
Cases	0	

<b>Community Service Units</b>	
Total Training & Presentations	0
Total Meetings Attended	4
Community Events	1
Other	2

<b>Criminal Investigations Division</b>	
Total Cases Received	11
Cases Cleared (exception, unfounded)	17
Cases made Inactive	27
Cases Resulting in Citation	0
Cases Resulting in Warrants/Arrests	5
Total Disposed	44
Search Warrants	0

<b>Administration</b>	
Complaints Investigated	0
Open Records Requests	11
Accident Report Request	9
Subject Checks -Other Depts	5

<b>Reserve Officer Division</b>	
Total Number of Officers	0
Total Hours Worked	0



# PUBLIC WORKS

May

## Water

- Changed out 17 registers.
- Fixed water leak on a 2" line at football field
- Fixed water leak on Blue Bird
- Fixed sewer back up on Read St.
- Repair sewer on Johnson St.
- Working on lead and copper survey for TCEQ
- Mowed for 3 days.
- City hall work orders

## Street

- Tree down on Hogg St., moved out of the way.
- Working on a sink hole all the way across Kings Lane
- 4 days of groundwork at the new radio tower
- Ran brush truck; 18 loads.
- Start long haul on 5/17.
- Mowed for 4 days with zero turn.
- Cleaning curbs and gutters for 2 days
- Picked up 500 tons of flex base in Elmo and hauled back for 5 days.
- Fixed stop sign on Wren and Goodson St.

## Wastewater

- Normal ground maintenance
- State lab tests (Bio-monitoring)

## PARKS & OPEN SPACES

May

- Monthly ground maintenance
- Mowed in areas that were not flooded and weed eat around fence lines.

MINEOLA WATER UTILITIES  
MONTHLY ACTIVITY REPORT

Month of:    **April 2024**

<b>WATER:</b>	
Bacteriological Analysis	06
Pump Station Inspections	120 Hrs.
Customer Water Connections	50
Customer Water Disconnections	51
Turn water off for leak	06
Reread	10
Water Leaks Reported	34
Paid turn water back on	14
Locate Water Lines for Others	2
O&M Water Production & Distribution System (hours)	480 hrs.
Miscellaneous	35
Pulled Meter Logs	05
Number of Water Meters Read	2,879
Number of Active Accounts (29 city acct.)	2,581
Disconnects for Non-Payment	33
Change Meter register (Dead Batteries).	40
Set Meter	05
Repairs complete turn water on	04
Lock Meters	10
Leak at Meter	03
<b>Check for stopped Meter</b>	<b>00</b>
<b>PRODUCTION &amp; TREATMENT:</b>	
Water Produced in Million Gallons	14.432 M.G.
Average Usage per Day	0.481 M.G.
Highest Usage per Day	0.618 M.G.
Pounds of Disinfectant Used	533 lbs.
Average Pounds of Disinfectant Used per Day	17.7 lbs.
Pounds of Sequestering Agent Used	110.92 lbs.
Average Pounds of Sequestering agent used per Day	3.7 lbs.

MINEOLA WATER UTILITIES  
MONTHLY ACTIVITY REPORT

<b>WASTEWATER:</b>	
Sewer Stoppages Reported	10
Lift Station Inspections Performed	60 Hrs.
Sewer Taps Installed	0
O&M of Wastewater Collection System (hours)	480 Hrs.
Number of Feet of Sewer Main Cleared	1,500 ft.
<b>UTILITY MAINTENANCE:</b>	
Vehicle Maintenance	Checked Daily
Older trucks check for mechanical problems and returned to service	
Equipment Maintenance	120 Hrs. EST.

Submitted by: Rolando Ortega

CITY OF MINEOLA  
Average & Total Using Reading History Report

Service Code	Route Number	Resident Count	Address Count	Number of Units	Average Consumption	Total Consumption	Total Demand Consumption
WT	1	319	315	315	3,761	1,199,800	0
	2	289	285	285	3,152	913,300	0
	3	199	194	194	3,608	719,900	0
	4	356	345	345	3,856	1,372,600	0
	5	377	373	396	6,380	2,451,000	0
	6	439	431	539	4,152	1,822,900	0
	7	209	203	203	2,344	493,100	0
	8	189	183	183	7,944	1,569,000	0
	9	72	71	71	3,613	262,900	0
	10	173	173	181	2,892	502,000	0
	11	67	62	62	2,164	145,000	0
	50	247	244	244	9,287	2,293,800	0
Service WT Totals:		2,936	2,879	3,018	4,639	13,745,300	0
Grand Totals		2,936	2,879	3,018	4,639	13,745,300	0

\*\*\* End of Report \*\*\*

Sorted by Work Order Code

WO Code	Description	Completed	Outstanding	New
BP	Brush Pickup	2	0	0
CFL	Check for Leak	34	0	0
COR	Change Out Register	40	4	0
FR	Final Read	51	0	0
GR	Get Reading	1	0	0
LK	TURN WATER OFF FOR LEAK/REPAIR	6	0	0
LKM	Leak at Meter	3	1	0
LL	Locate Lines	2	4	0
LM	Lock Meter	10	0	0
MI	Miscellaneous	35	10	0
PD	Paid Turn Water Back On	14	0	0
PM	Pull Meter	1	0	0
PML	Pull Meter Log	5	0	0
RR	Re-Read	10	0	0
SB	Sewer Back Up	10	1	0
SM	Set Meter	5	1	1
SR	Start Read	50	0	0
STR	Street Repairs Requested	4	0	1
TWO	Repairs Complete Turn Water On	4	0	1
Report Total:		287	21	3

Active water accounts: 2581

Total meters read: 2879

Note: Totals reflect only accounts billed.							
Serv Code	Description	Charge Billed	Active Accounts Billed	Finald Accounts Billed	Consumption Billed	Sales Tax Amount	Demand Charge
AFT	AFT	75.00	1	0	0		
DCM	Comm Compactor	1,663.73	2	0	0	137.26	
DM2	2 Yrd Comm Dump	1,916.37	23	0	0	145.48	
DM3	3 Yrd Comm Dump	1,497.22	14	0	0	123.49	
DM4	4 Yrd Comm Dump	4,260.75	27	0	0	274.06	
DM6	6 Yrd Comm Dump	5,468.46	26	1	0	391.03	
DM8	8 Yrd Comm Dump	14,386.49	39	0	0	1,079.92	
DML	Comm Dump Lock	125.00	23	1	0	8.62	
DMS	Dump Stone Bria	289.45	7	0	0	23.87	
DMX	Comm Dump Extra	460.46	7	0	0	37.97	
DSC	Disconnect Fee	1,075.00	0	43	0		
RF	Garbage	41,695.99	2315	41	0	3,376.96	
SW	Sewer	88,362.00	2536	46	12,979,300		
TRF	Transfer Fee	250.00	5	0	0		
TX	Tax	5,598.66	2112	33	0		
WT	Water	154,935.81	2581	46	13,109,800		
Grand Totals ==>		322,060.39			26,089,100	5,598.66	
***End of Report***							